

ASEM-DUO Fellowship Program at a Glance

Needs for cooperation from Europe
in the ASEM-DUO Programme



Keuk-Je Sung
Secretary General
ASEM-Duo Secretariat

1. Depth of Imbalance

2. Concept of ASEM-DUO

3. Current Status of ASEM-DUO

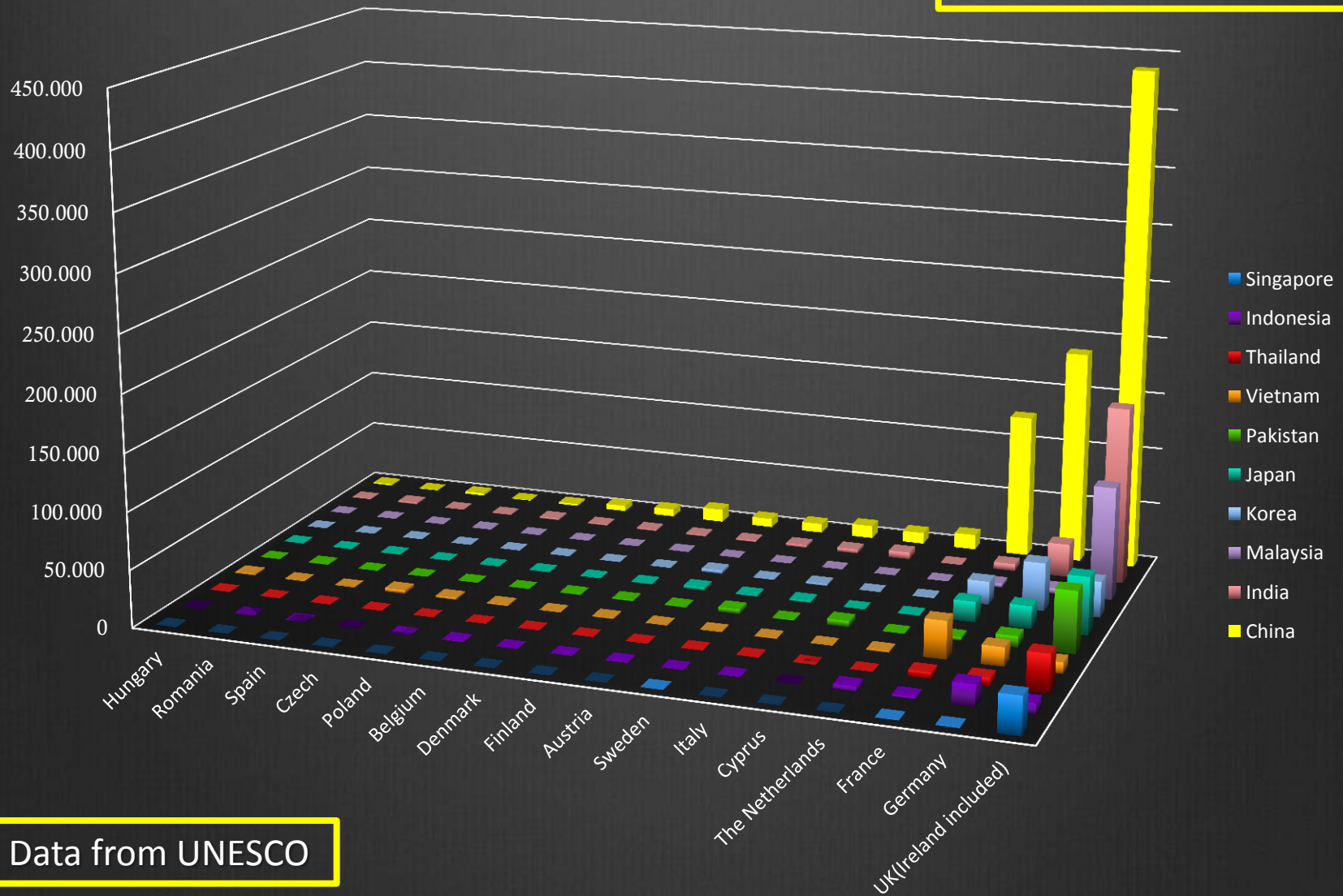
1. Need for Balanced Contribution

**3rd Asia-Europe Meeting of Ministers for Education
(ASEMME3)
Copenhagen, 9/10 May 2011**

Ministers....*Shared the view that learning mobility between Asia and Europe should be more **balanced** and urged the ASEM Education Secretariat to organise workshops in order to develop, together with experts from ASEM members, a strategy for **balanced** mobility and prepare a first draft with recommendations for the next ministerial meeting;*

Asia to Europe (2001-2009)

Dominance by UK, Germany, France
And by China, India

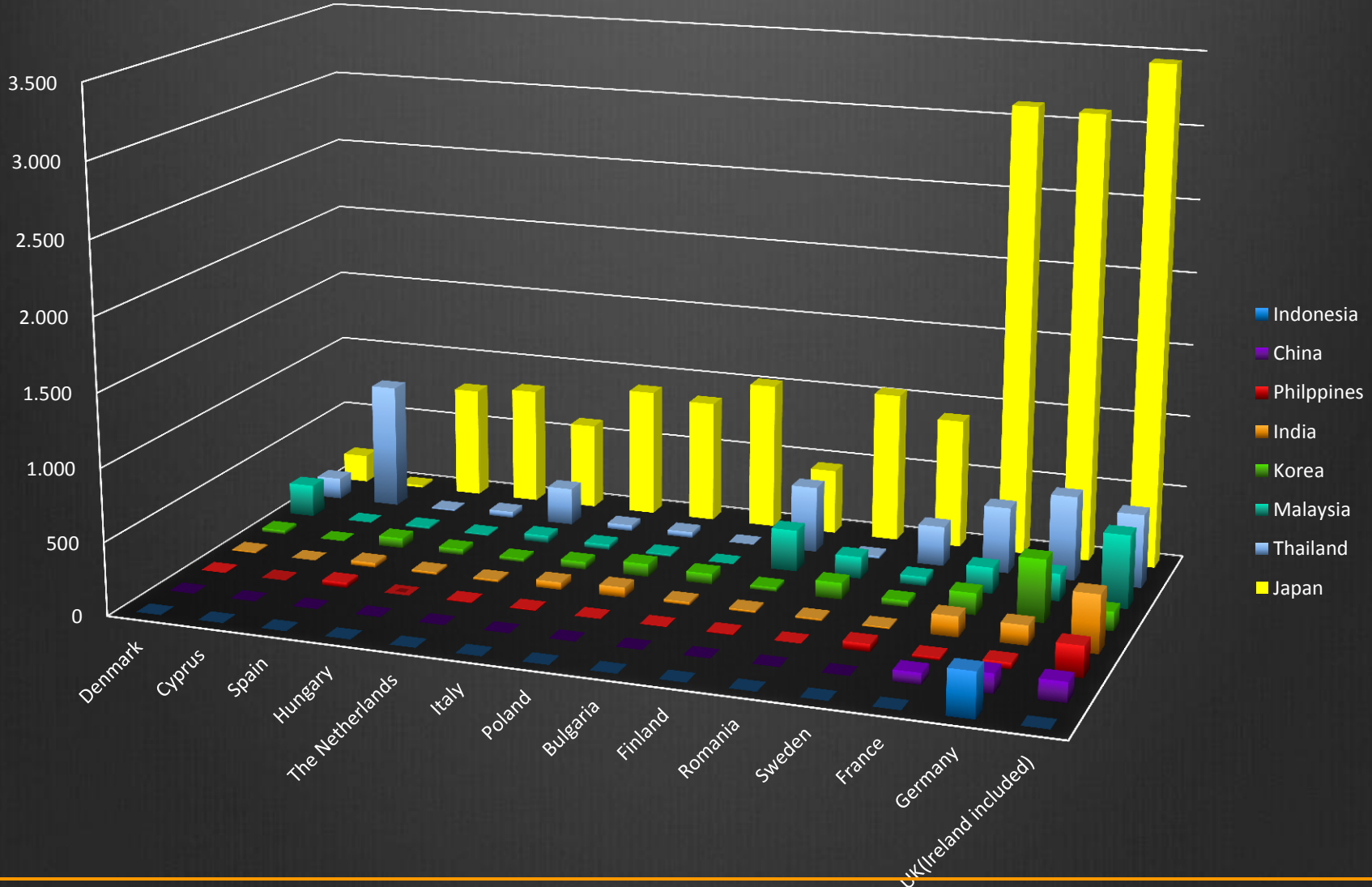


Data from UNESCO


Asia -> Europe : Europe -> Asia
57: 1

Europe to Asia (2001-2009)

Dominance by UK, Germany, France
And by Japan and Thailand

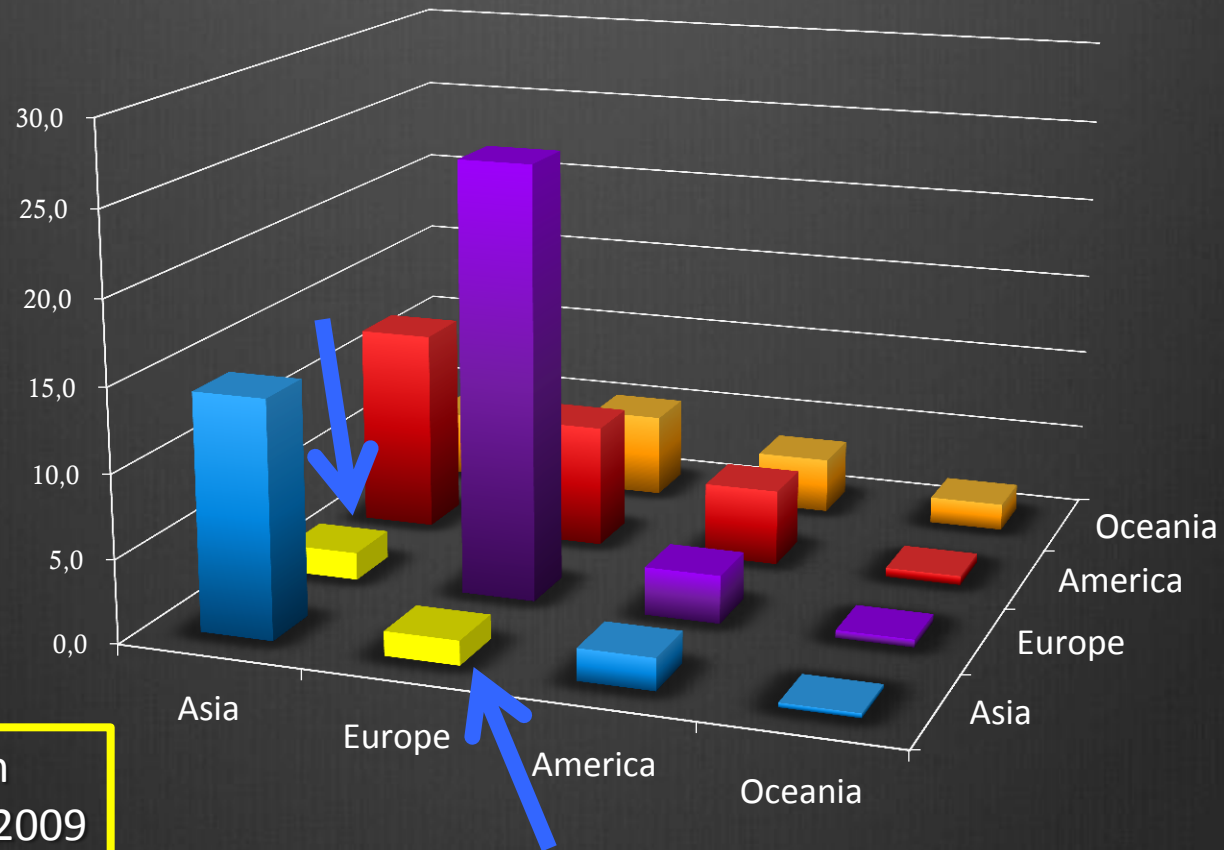


high rate of intra-regional mobility



	China	Japan	Korea
China		59.6	71.4
Japan	16.4		4.9
Korea	45.5	14.8	
Asia	81.9	92.3	84.2
Europe	8.3	3.0	2.3
N. America	6.1	1.9	3.1
Oceania	1.4	0.4	0.3

high rate of intra-regional mobility and very low rate in ASEM



Limited data from
OECD members: 2009

- ⊗ ASEM-Duo **only** supports **paired** exchange, one from Europe and one from Asia
- **balanced** exchange through paring
- **continuing** exchange through dealing with the international exchange offices under exchange agreements (90% continued exchanges)

One-to-One exchange
(European, Asian)

- ❁ Contributing members can dictate terms of exchange other than 3 core principles

Pairing

One from Europe, one from Asia

Duration
Unit

Semester or semesters

Support
Unit

2,000 Euros/pair for a month

- One of the pair usually comes from the contributing members, thus *half* of the support goes to the contributing member students

🌀 Very flexible and easy to implement

flexibility

No limitation to the amount of contribution
No limitation to the duration of contribution
Any partner countries, any field of exchange

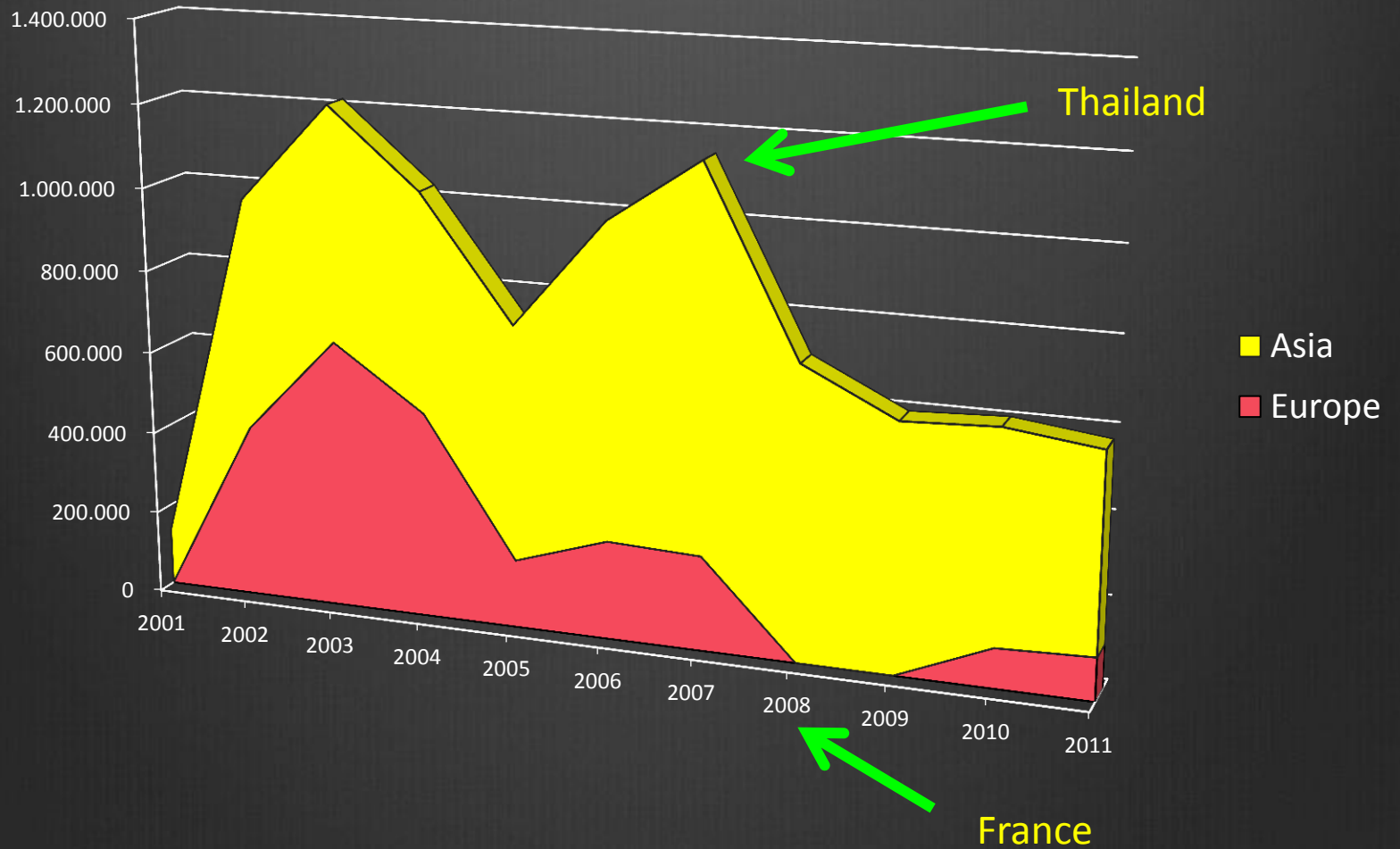
easiness

Contributors only need to set up *Eligibility* and *Selection*
Secretariat has well-established operating procedures
Close monitoring of exchanges

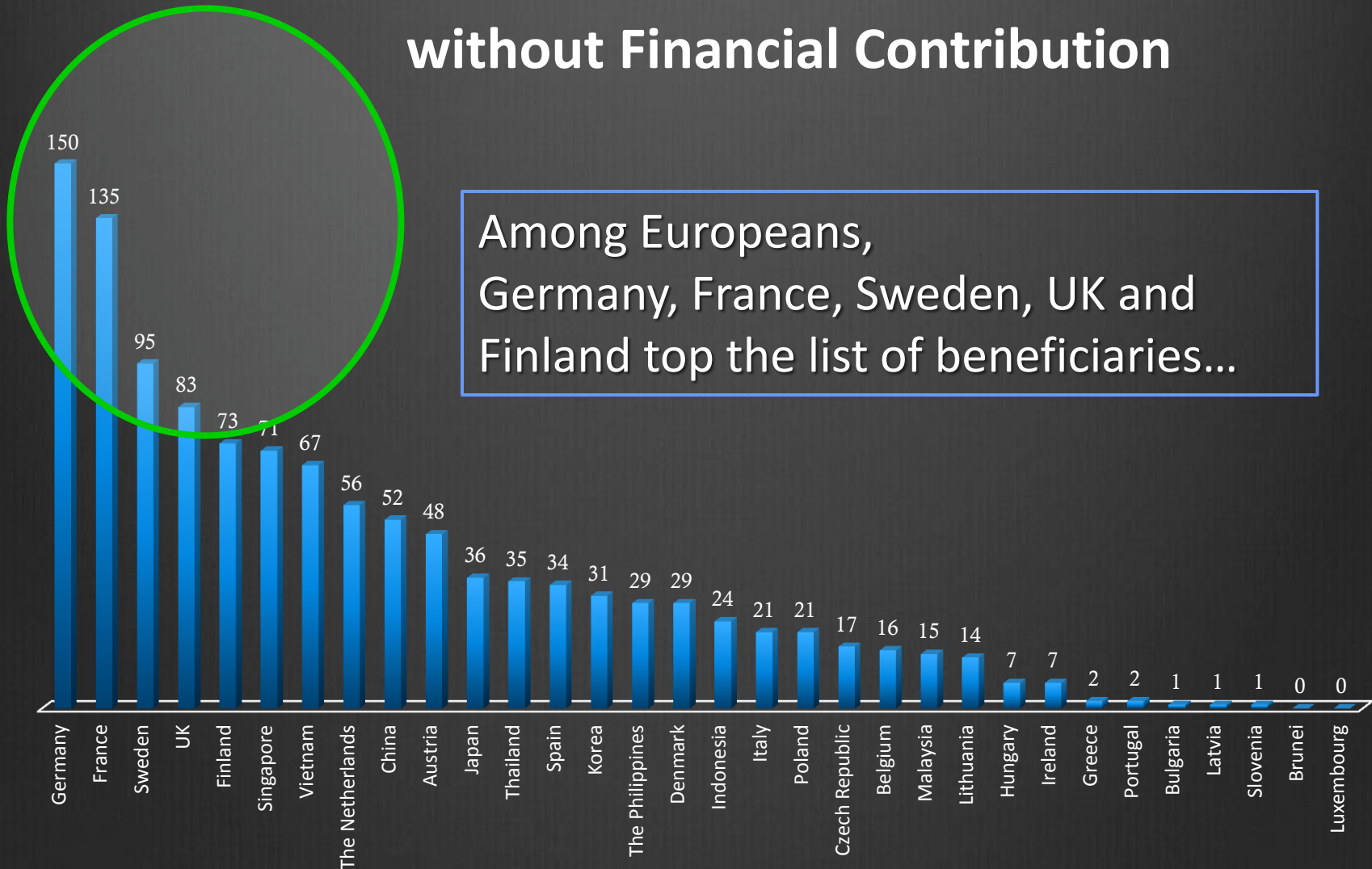
Status: brief History

Year	Activities
2000	ASEM III endorsement; initiated by France, Korea and Singapore
2001	DUO-Korea launched
2002	DUO-France and Singapore launched
2003	DUO-Denmark launched
2004	Second phase of ASEM-DUO(2006-2010) approved in ASEM V Hanoi
2005	DUO-Denmark operation suspended (terminated in 2008)
2006	DUO-Thailand launched
2008	DUO-France operation terminated
2010	Third phase of ASEM-DUO(2011-2015) approved in ASEM VIII Belgium DUO-Sweden launched
2011	DUO-Belgium/Flanders Joined

Status: amount of contribution



Number of Beneficiaries without Financial Contribution



Partners chosen by Europe

	Vietnam	China	Japan	Thailand	Korea	Singapore	The Philippines	Indonesia	Malaysia
2002	9	11	0	3	3	2	6	9	3
2003	7	11	12	13	13	5	6	8	0
2004	12	16	6	9	3	11	4	0	1
2005	14	0	7	4	0	0	0	0	0
2006	15	4	0	6	2	6	9	6	0
2007	8	0	6	0	0	7	4	0	4
2008	0	0	0	0	0	0	0	0	0
2009	0	0	0	0	0	0	0	0	0
2010	0	5	2	0	5	0	0	0	0
2011	0	5	3	0	5	0	0	0	0
	65	52	36	35	31	31	29	23	8

Partners chosen by Asia

	<i>Germany</i>	<i>France</i>	<i>Sweden</i>	<i>UK</i>	<i>Finland</i>	<i>The Netherlands</i>	<i>Austria</i>	<i>Spain</i>	<i>Denmark</i>	<i>Italy</i>	<i>Poland</i>	<i>Czech Republic</i>	<i>Belgium</i>	<i>Lithuania</i>	<i>Hungary</i>	<i>Ireland</i>	<i>Greece</i>	<i>Portugal</i>	<i>Bulgaria</i>	<i>Latvia</i>	<i>Slovenia</i>	<i>Luxembourg</i>	
2001	4	3	1	2	1	1	0	0	0	1	0	0	1	0	0	0	1	0	0	0	0	0	0
2002	13	12	6	7	4	4	0	2	1	0	0	0	1	0	0	1	1	0	0	0	0	0	0
2003	17	13	8	11	8	5	1	6	2	1	0	0	2	0	0	0	0	0	0	0	0	0	0
2004	21	9	16	4	2	6	0	3	4	1	0	0	3	0	0	0	0	0	0	0	0	0	0
2005	18	10	10	6	10	6	4	1	4	1	1	1	1	1	0	0	0	0	0	0	0	0	0
2006	16	17	13	14	8	4	10	2	1	2	6	2	0	3	2	0	0	1	0	0	0	0	0
2007	18	15	15	17	12	8	14	4	3	5	1	2	3	2	1	3	0	0	0	0	1	0	0
2008	19	21	10	6	12	6	8	2	0	4	2	2	0	1	1	0	0	0	0	0	0	0	0
2009	12	16	6	5	9	2	5	5	3	3	3	5	1	1	1	0	0	1	0	0	0	0	0
2010	9	12	6	6	4	8	3	6	4	1	3	2	1	0	0	1	0	0	0	0	0	0	0
2011	3	4	5	5	2	5	3	4	6	1	5	3	3	6	2	1	0	0	1	1	0	0	0
2012	0	2	0	0	1	1	0	0	1	1	0	0	0	0	0	0	0	0	0	0	0	0	0
	150	134	96	83	73	56	48	35	29	21	21	17	16	14	7	6	2	2	1	1	1	0	0

Selection Ratio by Asia(%)

	Poland	Lithuania	Belgium	Denmark	UK	Italy	Austria	Czech Republic	Sweden	The Netherlands	Spain	Finland	France	Germany
2001	0	0	33	0	67	50	0	0	50	20	0	100	75	19
2002	0	0	50	100	88	0	0	0	86	100	67	44	80	62
2003	0	0	33	67	73	100	33	0	57	50	100	67	50	47
2004	0	0	100	80	40	33	0	0	59	50	100	67	69	78
2005	13	100	50	100	100	50	100	100	53	50	33	50	42	55
2006	63	75	0	100	88	100	77	67	52	44	40	62	81	55
2007	100	100	100	60	81	83	82	40	60	67	100	67	68	60
2008	50	33	0	0	46	57	35	50	40	60	50	43	70	45
2009	80	20	50	50	71	43	38	33	43	11	56	26	33	31
2010	43	0	25	44	55	100	23	15	27	28	30	17	23	18
2011	100	86	50	67	38	33	23	20	19	15	21	11	8	2

Competition Ratio

ASEM-DUO is a quite popular program, considering its competition rate
(or low success ratio as in below)

	2001	2002	2003	2004	2005	2006	2007	2008	2009	2010	2011	2012
Denmark			65	65								
France		33	17	18	30	29	22					
Korea	36	63	44	58	49	54	59	30	19	22	18	
Sweden										29	22	
Thailand						96	90	97	61	26	38	75

12 years of operation proves merit of the program

*Further and wider contribution can help sustain the
program*

*Thanks for your attention
and*

See you at the Expert Meeting tomorrow